

Competent Skin Advice at the Point of Sale

moisture, oil, elasticity, pigmentation

Multi Dermoscope MDS 800

Multifunction Skin Analysis

- measurement of skin hydration and oil content (sebum) by probes



- interpretation for facial skin on a semicircular diode chain
- measurement of viscoelastic properties of skin by elasticity measurement probes



- indication of biological skin age in % in a chart according to person's age
- measurement of skin pigmentation by means of a melanin probe (values calculated into a recommended SPF for sun exposure)




Competent Skin Advice at the Point of Sale

Multi Dermoscope MDS 800



Visioscope® BW 30 skin camera with special UV light



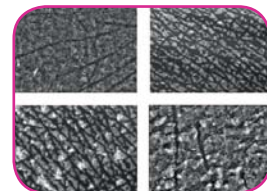

very impressive b/w images of skin surface, hair and scalp on a built in videomonitor



option of using the Visioscope® Color 32 or the Visiopor® with the unit

Special foils **Sebufix® F 16** and **Cornoefix® F 20**

usable with the camera to perform quantitative analysis of sebum production and desquamation (chart interprets the images visible on the monitor)



impressive tool for all kinds of applications at the point of sale, in the salon, or at the dermatologist

quick and easy use

diagnosis within a few minutes

no need of computer to operate the system

Please ask for our special transportation accessories.

Technical Data:
 Dimensions: 31 x 28 x 22 cm, Weight: approx. 5 kg,
 External power supply: 100-240 VAC/12VDC,
 Measuring principles:
 Moisture: capacitance (scale 0-99)
 Sebum: photometrical (scale 0-99)
 Elasticity: suction (scale 0-99)
 Melanin: absorption/reflection (scale 0-99)
 Additional UV or colour or porphyrine camera

Technical changes may be made without prior notice.